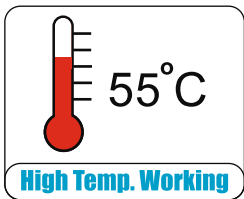


CELEC

LASER LAND LEVELER



An ISO 9001-2015 CERTIFIED COMPANY

www.celec.com







Celec Laser Land Leveler



Model	Unit	Celec PRO-7000	Celec PRO-8000	Celec PRO-10000	Celec PRO-12000
Working Width	feet	7 feet (2.1 mtr)	8 feet (2.4 mtr)	10 feet (3 mtr)	12 feet (3.7 mtr)
Power	Hp	40-50	50-60	60-90	90-120
Efficiency	hn2/h	4.5 ltr / hr	4.5 ltr / hr	5.5 ltr / hr	7.8 ltr / hr
PTO Pump	Equipt	1Hp Required			
Structure Type		Traction			
Blade		Both Sides, Special Steel - 125 x 12 mm			
Tyre, Type		4 , 6 x16	4 , 6 x16	4 , 6 x16	4, 7 x 50
Operation Voltage		12 Volt DC			
Mast	mm	Manual (Electronic Optional)			
Axel		4 Axel, 4 Type			

About Us

Celec Laser Land Leveler produces most efficient laser land leveler solutions and worked with fortunes 100 & 500 companies government agencies globally to enhance land leveling, Water & Energy Conservation solutions. Celec achieved following Prestigious Certifications :

 ISO 9001 : 2008	— June 2008	 ISO 9001 : 2015	— Aug 2017
 CE (Certificate for Europe)	— Feb 2012	NRFMTTI (Govt. of India)	— Jan 2018
 UL Listing (USA & Canada)	— Jan 2013	 —  NOM (Mexico)	— Feb 2018

ROTARY LASER

Model	1500 mtr (Radius 750 mtr)
Self Leveling Accutacy	± 1 mm @ 30 meters
Rotating Speed	600 RPM
Laser Diode (Type)	<5 mW, (Visible Red)
Manual Kit	Upto ± 7 degree
Battery	12V External
Battery Life	72 Hours with full Charge
Operating Temperature	0 to ±50°C
Storage Temperature	0 to ± 60°C
Dust/Water Resistant	IP65
Protection	Over Voltage, Low Battery, Reverse Polarity
Weight	2.5 Kg
Dimensions	200 x 250 x 175 mm
Remote Distance	Upto 100 meters



CONTROL BOX

Model	Pro-touch
Control	Combination of Touch, Lift Remote & Switch
Display	Available Programmable
Grade	Seven Segment LED, Visible in Day Light, Adjustable in Brightness
Switch	Touch Sensor Switch Suitable for Dusty Condition
System Accuracy	± 5 mm
Protection	All Output Channels with short circuit Protection.
Timer	Running Timer, Last Time, Total Working Hours
Charge	For 12V Battery with Protection
Working Indicator	Laser ON, LIN with Receiver, Auto, Manual, Up, Down
Indications	Working Channel, Time & Errors (LED for Up, Down, Link & Auto)
Protection	IP65
Connectors	Silver coated, Chrome Plated all weather bend proof
System Voltage	12 VDC



WIRE SET

Cable	Heavy Duty 1.5 sq mm make RR Kabel
Connector	Latest Avionics Grade Connector



LASER RECIEVER

Model	PRO-Land
Voltage Range	12 VDC ±20%
Max Current Consumption	200 mA
System Accuracy	± 5 mm Adjustable
Laser Requirement	All rotating Lasers (HeNe or IR)
Dust/Water Resistant	IP65
Pulsed Display	10 Pulses per second
Protection	Reverse Polarity
Communication	1 Wire
Weight	2 Kg



Wireless Laser Transmitter

Specifications	PRO-Laser 5000
Operating Range	1500 mtr (Radius 750 mtr)
Wireless Range	1000 mtr
Self Leveling Accuracy	±1 mm @ 30 meters / 100 feet
Rotating Speed	600 RPM
Laser Diode (Type)	<5mW, (Visible Red) 635nm
Manual Tilt	Upto 5 degree
Battery	12V External - 7AH
Battery Life	72 Hours with Full Charge
Operating Temperature	0 to ±50°C
Storage Temperature	0 to ±60°C
Dust/Water Resistant	IP65
Protection	Over Voltage, Low Battery, Reverse Polarity, Coil Short Circuit
Weight	2.5 Kg
Dimensions	200 x 250 x 175 mm



- PRO-Laser 5000 V1 : Wireless Laser Control from Control Box.
- PRO-Laser 5000 V2 : Laser with Green Beam
- PRO-Laser 5000 V3 : Wireless Laser Control from Control box with Green Beam

Wireless Control Box

Specifications	PRO-touch
Display	Seven segment LED, visible in day light
Operation	(I) Human Touch Screen (II) Hand Held (III) Toggle Switch
System accuracy	± 5 mm
Control	Hydraulic
Protection	All output channels with short circuit protection
Timer	Running time, last time, total working hours
Charge	For 12 V battery with protection
Working mode	10 user modes programmable
Indications	Working Channel, Time & Errors (LED Up, Down, Link & Auto)
Protection	IP65
Connectors	Silver coated, chrome plated all weather bend proof
System voltage	12 VDC
Cable	1.5 mm RR kabel



*Optional : Laser Wireless Remote from Control Box

Kit - PRO 5000



- Contains :
- Laser with Remote
 - Receiver (Pro-Land)
 - Control Panel with Remote
 - Blow Mold Case

Variants



Variant 1
(Wireless Laser with Red Beam)



Variant 2
(Laser with Green Beam)



Variant 3
(Wireless Laser with Green Beam)

Ordering Code

Kit- PRO 5000	Red Beam
Kit- PRO 5000 - V1	Wireless with Red Beam
Kit- PRO 5000 - V2	Green Beam
Kit- PRO 5000 - V3	Wireless with Green Beam



Wireless Control Box



Receiver with Green Receptor

Laser DUAL SLOPE - PRO 7000

Model	PRO LASER 7000
Operating Range	1500 mtr (Radius 750 mtr)
Slope Setting Parameters	Angle - ± 5.00 degree Inch - ± 100 inch cm - ± 250 mm - ± 2500 Steps - ± 4250 Percent - $\pm 6.00\%$
Dual Remote	2.4 Ghz Receiver from Control Box IR Receiver - 30 meters
Rotating Speed	600 RPM
Display	LCD 32 Character
Laser Diode (Type)	5 mW, (Visible Red), 635 nm
Battery	12 V External (12V-7AH)
Battery Life	50 Hours with Full Charge
Operating Temperature	0 to $\pm 50^{\circ}\text{C}$
Storage Temperature	0 to $\pm 60^{\circ}\text{C}$
Dust/Water Resistant	IP 65
Protection	Low Battery. Reverse Polarity, Over Voltage
Weight / Dimensions	2.7 Kg / 230 x 190 x 225 mm



Control Box DUAL SLOPE

Model	Pro-Touch Slope
LED Bar	16 Leds represent Laser position on Receiver
Control	Combination of Touch, Lift Remote & Switch
Display	LCD 32 Characters ,Seven Segment LED, Visible in Day Light
Remote	2.4 Ghz Inbuilt Remote
Switch	Touch Sensor Switch Suitable for Dusty Condition
System Accuracy	± 5 mm
Protection	All Output Channels with short circuit Protection.
Timer	Running Timer, Last Time, Total Working Hours
Charge	For 12V Battery with Protection
Working Indicator	Laser ON, LIN with Receiver, Auto, Manual, Up,Down
Indications	Working Channel, Time & Errors (LED for Up, Down, Link & Auto)
Protection	IP62
System Voltage	12 V DC



Wire Set

Cable	Heavy Duty 1.5 sq mm (make RR Kabel)
Connector	Latest Avionics Grade Connector
Wire Length	Power(2 Pin)-4 mtr, Valve(3 Pin)-6 mtr, Receiver(4 Pin)-7 mtr



Receiver

Model	PRO-LAND
Voltage Range	12 VDC $\pm 20\%$
Max Current Consumption	200 mA
System Accuracy	± 5 mm
Laser Requirement	All rotating Lasers (HeNe or IR)
Dust/Water Resistant	IP65
Pulsed Display	10 Pulses per second
Protection	Reverse Polarity
Communication	1 Wire
Weight	2 Kg
Pipe Holder	Double
HT Line Protection	Inbuilt

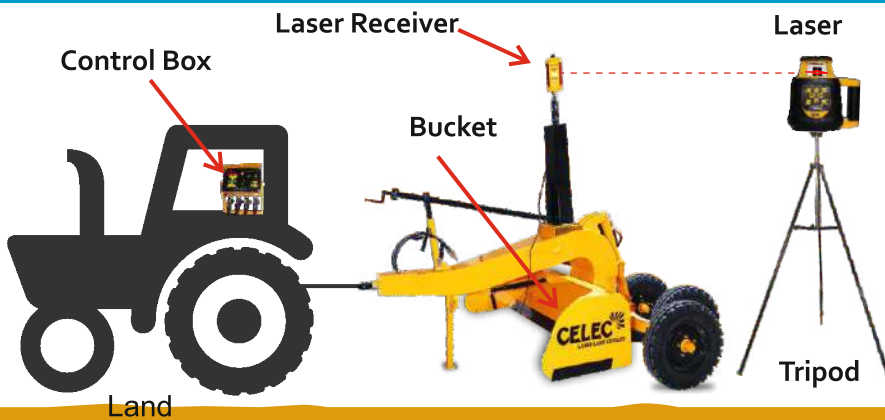


LASER DETECTOR

Range	800 mtrs.
Sound Alert	Yes, when device is lower, upper or proper level
Accuracy (in.)	1/16 in.
Buzzer	Yes
Display	LCD Both Sides
Power Saver	Yes, Auto Saving
Battery Type Required	Battery AAx2
Features	Digital, Waterproof
Dust / Water Resistant	IP66
Scale Mounting	Available
Warranty	1 Year
Dimensions (LxWxH)	2.75x1x5.5 in.



Parts of Laser Land Leveler



Benefits of Laser Land Leveler

- Optimization of water use efficiency
- Better crop establishment
- Reduction in irrigation time
- Less effort in crop management
- Laser leveled land with precision
- Reduces weed problems
- Improves uniformity of crop maturity
- Time efficiency in completion of task
- Easy land preparation
- Less water requirement for land preparation



CELEC USA

12387 Silver Saddle Dr, Rancho Cucamonga, CA, 91739, USA
 Ph : +1-424-364-2640 Email : sales@celec.com

CELEC INDIA

423, Industrial Area - A, Ludhiana, PB - 141003, INDIA
 Ph : +91-708-788-6330 Email : info@celec.com